

E-BOOK

INGLES.COM



VAMOS  
APRENDER

INGLÊS

AGORA



[www.mrlanguage.com.br](http://www.mrlanguage.com.br)

88 99219.6332

# Inglês no dia-a-dia

- SHOPPING CENTER
- MILK SHAKE
- PEN DRIVE
- MESSENGER
- FAST FOOD
- DELIVERY
- SELF – SERVICE,
- BROTHER
- LOOK
- WINDOWS
- WORD
- OUTDOOR
- JEANS
- BYE
- PET – SHOP
- FITNESS
- TENNIS
- BIG-BIG
- TRIDENT
- DJ
- E-MAIL
- DOWNLOAD
- GOOGLE
- BABY
- HOT-DOG
- PIZZA
- NOTEBOOK
- LAPTOP
- TOUCH – PAD
- FULL HD
- LIGHT
- DIET
- DIESEL
- CREAM CRACKER
- SHAMPOO
- SHOW
- TEST DRIVE
- STOP
- DVD
- CD
- PLAY
- MENU
- PIT STOP
- FAIR PLAY
- ON-LINE
- OFF-LINE
- INTERNET
- TOUCH SCREEN
- KETCHUP
- SKATE
- BIKE
- WAFER
- COUNTRY
- LAN HOUSE
- CYBER
- GOSPEL

O inglês é uma língua internacional. A língua das viagens, negócios, estudos, enfim, a língua da comunicação com todo o mundo, a língua da globalização. A cada dia que passa fica mais visível a importância e influência que esta língua tem na nossa vida. É só olharmos ao nosso redor, para o nosso lado, que nos deparamos com a língua inglesa em nossa vida, e olhe que em várias situações, e não são poucas...Quer ver só?

Hoje acordei e fui logo dar uma arrumada no meu LOOK, depois fui fazer um CHEESEBURGUER fiquei merendando em frente a minha TV HIGH DEFINITION, depois fui pegar minha bolsa PINK e peguei um TAXI para ir para meu cursinho de inglês na FOX LINE, em seguida fui a um FAST FOOD e comprei um HOT DOG para mim e um MILK SHAKE para minha colega, no caminho de volta para casa avistei um OUTDOOR que anunciava que as roupas no SHOPPING CENTER estavam todas ON SALE, chegando em casa peguei minha BIKE e fui para a LAN HOUSE e entrei no MESSENGER e quase todos os meus amigos já estavam ON – LINE, só tinha alguns que estavam OFF – LINE, aproveitei para fazer uns DOWNLOADS, quando acabou o tempo fui pagar e descobri que não tinha MONEY, mas o dono da LAN HOUSE disse que eu poderia pagar depois, afinal ele é muito meu BROTHER. Quando vinha para casa tinha umas moedas no bolso e comprei quatro BIG BIG para meus irmãos. Chegando em casa minha mãe me ligou dizendo que iria chegar tarde pois estava em um engarrafamento, resolvi pedir uma PIZZA através do serviço de DELIVERY da PIZZARIA, fiquei assistindo o BIG BROTHER BRASIL, enquanto a PIZZA chegava, quando chegou fiquei mais RELAX, pois já não iria ficar com fome. Quando minha mãe chegou me arrumei e sai para a NIGHT, pois nos finais de semana trabalho como DJ (DISK JOCKEY), gosto muito de tocar POP ROCK e a galera gosta também de COUNTRY. Depois do trabalho vou direto para casa dormir, pois amanhã é só RELAX, vou me divertir muito lá no BEACH PARK.



# SENTENCES TO USE IN CLASSROOM

Repeat with me;  
Repeat after me;  
Do you understand?  
Pay attention!  
Stand up, please!  
Sit down, please!  
Congratulations!  
Great!  
You are a good student!  
Let´s do exercise!  
Let´s listen!  
Let´s write!



## FOR STUDENT

Can I go to the bathroom?  
Can I drink some water?  
Teacher, I don´t understand!  
Repeat, please!  
Come here, please!  
What does BOOK mean?  
How do you pronounce this word in English?  
How can I say ESCOLA in English?

## MAGIC WORDS!!!

Hello!  
Hi!  
Please!  
Thank you very much!!!  
Excuse me!  
You are welcome!!!





# Unit 01: It's nice to meet you.

## **GREETINGS!!!**

- + Hi!
- + Hello!
- + Good Morning!
- + Good Afternoon!
- + Good Evening!
- + **HOW ARE YOU?**
- ❖ *I'm fine thanks!*
- ❖ *I'm very well!*
- ❖ *I'm excellent!*
- ❖ *I'm bad!*
- + **How about you?/ and you?**



## **MEETING!!!**

- + **WHAT'S YOUR NAME?**
- ❖ *My name is James.*
- + *Nice to meet you!*
- + *Nice to meet you, too!*
- + *Pleased to meet you!*
- + **WHAT'S YOUR FIRST NAME?**
- ❖ *My first name is James.*
- + **WHAT'S YOUR LAST NAME?**
- ❖ *My last name is Souza.*
- + **WHERE ARE YOU FROM?**
- ❖ *I'm from New York.*



## **SAYING GOOD BYE !!!**

- + Good Night!
- + I have to go now!!!
- + See you later!!!
- + See you tomorrow!!!
- + Good Bye!!!
- + Bye Bye!!!
- + Have a nice day!!!
- + Have a nice weekend!



## CONVERSATION

### A. Listen and Practice. (track 1)

**MICHAEL:** Hi. My name is Michael Parker.


**JENNIFER:** *I'm Jennifer Yang.*

**MICHAEL:** It's nice to meet you, too.

**JENNIFER:** *Nice to meet you, too.*

**MICHAEL:** I'm sorry. What's your last name again?

**JENNIFER:** *It's Yang.*



### Grammar Focus (track 2)

#### MY, YOUR, HIS and HER

❖ What's your name?

My name is Jennifer.

❖ What's his name?

His name is Michael.

❖ What's her name?

Her name is Nicole



→ Listen and complete with *HIS* or *HER* 

a) What's \_\_\_\_\_ name? \_\_\_\_\_ name's Daniel Craig.

b) What's \_\_\_\_\_ name? \_\_\_\_\_ name's Eva Green.

### INTRODUCING OTHER PEOPLE

✚ Who's that?  
That is my friend.

✚ Who's this?  
This is my girlfriend

### VOCABULARY

**MOTHER**

**HUSBAND**

**SON**

**FATHER**

**BOSS**

**GRANDFATHER**

**FRIEND**

**BOYFRIEND**

**BROTHER**

**TEACHER**

**WIFE**

**GIRLFRIEND**

### CONVERSATION: WHO'S THAT? I

**KEN:** *Who's that?*

JONH: That's my friend.

**KEN:** *What's her name?*

JONH: Her name's Karen.

KELLY: Who's that?

**SUE:** That's my friend.

KELLY: What's his name?

**SUE:** His name's Frank.

### WORD POWER (track 3)

#### THE ALPHABET

A: ei

F: éf

K: quei

P: pi

U: iú

B: bi

G: dji

L: él

Q: quiu

V: vi

C: ci

H: eidi

M: ém

R: ár

W: dábliu

D: di

I: ái

N: én

S: és

X: equis

E: i

J: djei

O: ôu

T: ti

Y: uái

### SPELLING NAMES

→ How do you spell your **first name**?

**It's D - A - V - I - D**

→ How do you spell your **last name**, please?

**It's B - A - N - N - E - R**

⇒ How do you spell **BOOK**?

**It's B - O - O - K**

## LET'S SPELL THESE NAMES!

### POPULAR FIRST NAME IN THE UNITED STATES

#### FOR MALES

- Christopher
- David
- James
- Jason
- Jonh

#### FOR FEMALES

- Jennifer
- Jessica
- Lisa
- Michele
- Sarah

## LISTENING (track 4)

### Spelling names

⇒ How do you spell the names? Listen and check the correct answers.

- |                                       |                                  |
|---------------------------------------|----------------------------------|
| 1. <input type="checkbox"/> Jon       | <input type="checkbox"/> John    |
| 2. <input type="checkbox"/> Sara      | <input type="checkbox"/> Sarah   |
| 3. <input type="checkbox"/> Steven    | <input type="checkbox"/> Stephen |
| 4. <input type="checkbox"/> Katherine | <input type="checkbox"/> Kathryn |
| 5. <input type="checkbox"/> Kris      | <input type="checkbox"/> Chris   |

#### TITLES

##### FOR MALES

Mr.

##### FOR FEMALE

Ms.

Miss.

Mrs.

TITLE + LAST NAME

*Good Afternoon  
Ms. Yang. How are you  
doing?*



*Good Afternoon Mr.  
Taylor. I'm so so, and you  
how was your week?*



## GRAMMAR FOCUS



### THE VERB TO BE (SER/ESTAR)

#### Affirmative Form

I am  
YOU are  
HE is  
SHE is  
IT is  
YOU are  
WE are  
THEY are

#### Negative Form

I am \_\_\_\_  
YOU are \_\_\_\_  
HE is \_\_\_\_  
SHE is \_\_\_\_  
IT is \_\_\_\_  
YOU are \_\_\_\_  
WE are \_\_\_\_  
THEY are \_\_\_\_

#### Interrogative Form

\_\_\_\_ I ?  
\_\_\_\_ YOU ?  
\_\_\_\_ HE ?  
\_\_\_\_ SHE ?  
\_\_\_\_ IT ?  
\_\_\_\_ YOU ?  
\_\_\_\_ WE ?  
\_\_\_\_ THEY ?

#### Contract form

I'm	I'm not
You're	You're not
He's	He's not
She's	She's not
It's	It's not
We're	We're not
You're	You're not
They're	They're not

#### Short Answers

➤ *Are you Russian?*

*No, I'm not. I am Brazilian.*

➤ *Is she a teacher?*

*Yes, she is*

*Are you a teacher?*

---

*Are you a student?*

---



## Sentences with the Verb to Be

- ✓ I am a student.
- ✓ She's here.
- ✓ He's a doctor.
- ✓ Are you American?

- ✓ Is she tired?
- ✓ Is it a pen?
- ✓ You are not a teacher.
- ✓ It's not a notebook.

- ✓ She's not nice

*I'm Dumbo and I'm from USA.*



### **THE STRUCTURE OF SENTENCES**

#### **AFFIRMATIVE FORM**

PRONOME + VERBO TO BE + COMPLEMENTO

**Ex: I am American.**

#### **NEGATIVE FORM**

PRONOME + VERBO TO BE + NOT + COMPLEMENTO

**Ex: You are not Brazilian.**

#### **INTERROGATIVE FORM**

VERBO TO BE + PRONOME + COPLEMENTO

**Ex: Is she Japanese?**

### **VOCABULARY**

**STUDENT:** *estudante*

**HERE:** *aqui*

**FROM:** *lugar*

**DOCTOR:** *médico*

**TEACHER:** *professor*

**PROFESSOR:** *prof. Universitário*

**COLLEGE:** *faculdade*

**UNIVERSITY STUDENT:** *estudante universitário*

**COURSE:** *curso*

**UGLY:** *feio (a)*

**BEAUTIFUL:** *bonita*

**HANDSOME:** *bonito*

## LET'S PRACTICE (Doing sentences)

⇒ *Make one sentence in affirmative form, negative and interrogative:*

**A:** \_\_\_\_\_

**N:** \_\_\_\_\_

**I:** \_\_\_\_\_

### CONVERSATION (track 5)

⇒ **Listen and practice:**

**JENNIFER:** Excuse me. **Are you** Steven Carson?

**DAVID:** No, **I'm not**. **He's** over there.

**JENNIFER:** Oh, **I'm** sorry

**JENNIFER:** Steven? This is your book?

**STEVEN:** Oh, **It's** my math book! Thanks.

**You're** in my class, right?

**JENNIFER:** Yes, **I am**. **I'm** Jennifer Yang.

**STEVEN:** **It's** nice to meet you.

**STEVEN:** David, this is Jennifer. **She's** in our math class.

**DAVID:** Hi, Jennifer.

**JENNIFER:** Hi, David. Nice to meet you.



# Unit 02: What's this?

## Numbers



⇒ Listen and Practice. (track 6) 

0 = zero (oh)

1 = one

2 = two

3 = three

4 = four

5 = five

6 = six

7 = seven

8 = eight

9 = nine

10 = ten

### Asking phone number

- What's your phone number?

My phone number is 555-2324.


- What's his phone number?

His phone number is 555-9201.

- What's her phone number?

Her phone number is 555-6178.

### LISTENING (track 7)

⇒ Jennifer and Michael are making a list of telephone numbers of classmates. Listen and complete the information. 

#### Name Telephone Number

David medina	555 - 1937
Sarah Conner	_____
James Sato	_____
Anna Silva	_____
Steven Carson	_____
Nicole Johnson	_____
Jennifer Yang	_____
Michael Parker	_____

## GRAMMAR FOCUS



✚ *What's this?*

*It is an eraser*

✚ *What are these?*


*They're books.*

### ARTICLES

*AN: vowel sound*

*A: consonant sound*

*Na forma do plural não se usa artigos!*



## DEMONSTRATIVE PRONOUNS

**THIS:** esse, essa, este, esta. (singular)

**THESE:** esses, essas, estes, estas. (plural)



## LISTENING

⇒ *Listen. Complete these sentences with A or AN*

- 1) *This is \_\_\_ book.*
- 2) *This is \_\_\_ eraser.*
- 3) *This is \_\_\_ English book.*
- 4) *This is \_\_\_ dictionary.*
- 5) *This is \_\_\_ notebook.*



## PLURA OF NOUNS

**BOOK** – **books** (regra geral acrescenta s)

**FOX** – **foxes** (terminado em S,SS, X, Z, O, SH, CH acrescenta ES)

**COUNTRY** – **Countries** (y no final antecedido de consoante tira-se o Y e acrescenta IES)

**MOUSE** – **mice** (Plural irregular)

# VOCABULARY



**BLACKBOARD**



**ERASER**



**TABLE**



**LAPTOP**



**CHALK**



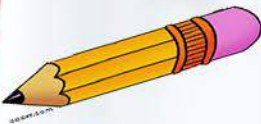
**WASTEBASKET**



**BOOK**




**NOTEBOOK**



**PENCIL**



**PEN**



**RULER**



**BOOKBAG**



**SHARPENER**



**ERASER**



**DESK**



**DICTIONARY**



**AIR -  
CONDITIONING**



**TELEVISION**



**CD - PLAYER**



**DVD - PLAYER**




**PENCILCASE**



**LAMP**



**CLOCK**



**WINDOW**



**BOOKCASE**



**NOTICEBOARD**



**TEACHER**



**STUDENT**

## Conversation

⇒ **Listen and Practice:** (track 8) 

**WENDY:** Wow! What's this?

**HELEN:** It's a camera.

**WENDY:** Oh, cool! Thank you, Helen. It's great!

**HELEN:** You're welcome

**REX:** Now open this box!

**WENDY:** OK. Uh, what are these?

**REX:** They're earrings

**WENDY:** Oh. They're ... interesting. Thank you, Rex.  
They're very nice.

## GRAMMAR FOCUS

⇒ **VERB THERE TO BE (haver/ existir)**

### **AFFIRMATIVE FORM**

**There is...** (Singular)

**There are...** (Plural)

**EX:** There is a square in Ipú./ There are three squares in Ipú.

### **NEGATIVE FORM**

**There is not...**

**There are not...**

**EX:** There is not a farm in Sobral./ There are not farms in Sobral.

### **INTERROGATIVE FORM**

**Is there... ?**

**Are there ... ?**

**EX:** Is there a Bank in New York? / Are there banks in New York?

Só se usa o artigo indefinido  
A/AN, na forma do singular!!!



# VOCABULARY EXTRA



**A BANK**



**A DRUGSTORE**



**A BOOKSTORE**



**A GAS STATION**



**A RESTAURANT**




**A POST OFFICE**



**A DEPARTMENT STORE**



**A SUPERMARKET**



**A CHURCH**



## CONVERSATION

**ANDREW:** Excuse Sir. Can you help me?

**SECURITY GUARD:** Yes, of course.

**ANDREW:** Is there a drugstore here in Ipú?

**SECURITY GUARD:** No, there isn't. But there are two hospitals.

There is a hospital next to the square.

**ANDREW:** Thank you very much. Have a nice day!

**SECURITY GUARD:** You're welcome.

## Grammar Focus

### Prepositions of Place



The prepositions are used to speak about a location of something, but always in relation of other object! Now let's learn the prepositions.



behind



in front of



above



under



next to



on



between



in



near



Learn now! Como perguntar onde está determinado objeto e como responder usando as preposições.

#### WHERE IS THE DOLL?

- ✓ The **doll** is BEHIND the **ball**.
- ✓ The **doll** is IN FRONT OF the **ball**.
- ✓ The **doll** is ABOVE the **ball**.
- ✓ The **doll** is UNDER the **ball**.
- ✓ The **doll** is NEXT TO the **ball**.
- ✓ The **doll** is ON the **ball**.
- ✓ The **doll** is BETWEEN the **ball**.
- ✓ The **doll** is IN the **ball**.
- ✓ The **doll** is NEAR the **ball**.

**IMPORTANT:** Quando for mais de um objeto o verbo passará a ser usado no plural! For example! If was two dolls.

- ✓ The dolls **are** BEHIND the ball.
- ✓ The dolls **are** IN FRONT OF the ball.
- ✓ The dolls **are** ABOVE the ball.
- ✓ The dolls **are** UNDER the ball.
- ✓ The dolls **are** NEXT TO the ball.
- ✓ The dolls **are** ON the ball.



# UNIT 3: Where are you from?

⇒ Listen and Practice: (track 9) 

## THE TEN LARGEST CITIES IN THE WORLD

(Based on the population of the metropolitan area)

CITIES	COUNTRIES
1. Tokyo	Argentina
2. Mexico City	Brazil
3. São Paulo	China
4. New York	India
5. Bombay	Japan
6. Shanghai	Mexico
7. Los Angeles	South Korea
8. Calcutta	The United States
9. Buenos Aires	
10. Seoul	

### Vocabulary extra

COUNTRIES	NATIONALITIES
BRASIL	<i>Brazilian</i>
CHINA	<i>Chinese</i>
ENGLAND	<i>English</i>
FRANCE	<i>French</i>
ITALY	<i>Italian</i>
JAPAN	<i>Japanese</i>
MEXICO	<i>Mexican</i>
SOUTH KOREA	<i>South korean</i>
SPAIN	<i>Spanish</i>
THE UNITED STATES	<i>American</i>

○ IS YOUR FIRST LANGUAGE FRENCH?

*It's not French. It's English.*

○ WHAT'S YOUR FIRST LANGUAGE?

*My first language is Portuguese.*

*Vamos aproveitar para aprendermos a perguntar e responder sobre a língua nativa?*



## CONVERSATION



A. Listen and Practice. (track 10) 

**TIM:** *Where are you from, Jessica?*

**JESSICA:** Well, my family is here in the United States,  
But we're from Korea originally.

**TIM:** *Oh, my mother is Korean – from Seoul!*

**Are you from Seoul?**

**JESSICA:** No, we're not from Seoul. We're from Pusan.

**TIM:** *So is your first language Korean?*

**JESSICA:** Yes, it is.

## LISTENING (track 10- part B)

B. Listen to Jessica and Tim talk to Tony, Natasha, and Monique. Check TRUE or FALSE.



1. Tony is from Italy.
2. Natasha is from New York.
3. Monique's first language is English



TRUE FALSE



## GRAMMAR FOCUS

Statements and YES/NO questions with BE

➤ **Are** you from Seoul?


**I'm not** from Seoul. **I'm** from Pusan.

➤ **Is she** from New York?

*she's not* from New York. *She's* from Argentina.

➤ Are they from Brazil?

*Yes, they are.*



Now answer about yourself.  
**LET'S PRACTICE!**



1) What's your first language?

\_\_\_\_\_

2) What's your second language?

\_\_\_\_\_

3) Are you Spanish?

\_\_\_\_\_

4) Are you from China?

\_\_\_\_\_

⇒ Where are these people from?

<p>A.</p>  <p>NELSON MANDELA</p>	<p>B.</p>  <p>LULA</p>	<p>C.</p>  <p>GALILEU GALILEI</p>	<p>D.</p>  <p>BILL GATES</p>
---	---	---	---

- a) \_\_\_\_\_
- b) \_\_\_\_\_
- c) \_\_\_\_\_
- d) \_\_\_\_\_

*I think that you know these people, yeah?*





Let's count!!!

## Numbers and ages

(Track 11)



11: eleven

12: twelve

13: thirteen

14: fourteen

15: fifteen

16: sixteen

17: seventeen

18: eighteen

19: nineteen

20: twenty

21: twenty-one

22: twenty- two

23: twenty-three

24: twenty- four

25: twenty-five

26: twenty-six

27: twenty-seven

28: twenty-eight

29: twenty-nine

30: thirty

40: forty

50: fifty

60: sixty

70: seventy

80: eighty

90: ninety

100: one hundred

101: one hundred and one

102: one hundred and two

111: one hundred and eleven

### PRONUNCIATION (track 11-part B)

→ Listen and practice. Notice the pronunciation.

✚ Thirtéen – thírty

✚ Fourtéen – fórty

✚ Fiftéen – fíty

✚ Sixtéen – síty

# Ordinal Numbers



Before let's learn the months!!!

## MONTHS OF YEAR

<b>January</b> [djeniueri]	<b>February</b> [februeri]	<b>March</b> [martch]	<b>April</b> [eiprel]
<b>May</b> [mei]	<b>June</b> [djiun]	<b>July</b> [djiulai]	<b>August</b> [oguest]
<b>September</b> [september]	<b>October</b> [october]	<b>November</b> [november]	<b>December</b> [dicember]

## Ordinal Numbers

1 st first	11 th eleventh	21 st twenty-first	31 st thirty-first
2 nd second	12 th twelfth	22 nd twenty-second	40 th fortieth
3 rd third	13 th thirteenth	23 rd twenty-third	50 th fiftieth
4 th fourth	14 th fourteenth	24 th twenty-fourth	60 th sixtieth
5 th fifth	15 th fifteenth	25 th twenty-fifth	70 th seventieth
6 th sixth	16 th sixteenth	26 th twenty-sixth	80 th eightieth
7 th seventh	17 th seventeenth	27 th twenty-seventh	90 th ninetieth
8 th eighth	18 th eighteenth	28 th twenty-eighth	100 th one hundredth
9 th ninth	19 th nineteenth	29 th twenty-ninth	1,000 th one thousandth
10 th tenth	20 th twentieth	30 th thirtieth	1,000,000 th one millionth



## Speaking Dates

Os meses vem antes do dia;

Os dias são ditos em números ordinais;

Os anos anteriores a 2000, por exemplo 1997 é dito:

1997 – nineteen/ninety-seven



**IMAGINE:** Silvio Santos nasceu em 03/12/1951, então sua data de nascimento em inglês será:

**DECEMBER 03<sup>rd</sup>, 1951 (December third, nineteen fifty-one)**

## USING THE DATES

➔ What's your date of birth?

It's June 21<sup>st</sup>, 1990

➔ When is Carnival?

It's March 08<sup>th</sup>.

➔ When is Passover?

It's April 24<sup>th</sup>.

➔ When is Independence Day?

It's September 07<sup>th</sup>.

## Conversation (track 12)

**EMMA:** *Who's that?*

**JILL:** He's my brother.

**EMMA:** *Wow! He's cute. What's his name?*

**JILL:** James. We call him Jim. He's in college here in Vancouver.

**EMMA:** *Oh, how old is he?*

**JILL:** He's twenty-one years old

**EMMA:** *What's he like? I bet he's nice.*

**JILL:** Yes, he is – and he's very funny, too!



### Math Expressions

**+**: plus

**/**: divided

**-**: minus

**=**: equals

**x**: times

*It's important you know this!!!*



FOR EXAMPLE:

$10 + 20 =$  ten plus twenty is equals thirty.


$35 - 10 =$  thirty - five minus ten is equals twenty - five.

$25 \times 2 =$  twenty - five times two is equals fifty.

$100 / 2 =$  one hundred divided two is equals fifty.



Let's learn more math expressions!!!



$\times$  % - *PER CENT* - 6% : *SIX PER CENT*

$\times$   $4^2$  - *FOUR SQUARED*

$\times$   $4^3$  - *FOUR CUBED*

### DECIMALS

$\times$  1.4 - *ONE POINT FOUR*

$\times$  0.8 - *ZERO POINT EIGHT*

## FRACTIONS

O numerador lê-se como cardinal e o denominador como ordinal!

×  $\frac{1}{2}$  - ONE HALF

×  $\frac{1}{4}$  - ONE QUARTER

×  $\frac{2}{6}$  - TWO SIXTH

×  $\frac{1}{3}$  - ONE THIRD

### Asking the age



❖ **How old are you?**

I am nineteen years old.

❖ **How old is he?**

He's twenty-nine years old.

❖ **How old is Benjamin?**

He's one hundred and one years old.

❖ **How old is your mother?**

She's forty-two years old.

→ How old are you?

---

→ How old is your brother?

---

### ANSWERING

→ How old is your father?














---

→ How old is your mother?

---

# Descriptions

(track 13) 

 <p>He's handsome</p>	 <p>She's pretty</p>	 <p>They're very good looking</p>
 <p>She's shy</p>	 <p>He's serious</p>	 <p>She's smart</p>
 <p>He's very funny</p>	 <p>He's really tall</p>	 <p>He's short</p>
 <p>He's little heavy</p>	 <p>He's thin</p>	 <p>She's really friendly</p>
 <p>They're nice</p>	<p> <b>GENEROUS</b>  <b>BEAUTIFUL</b>  <b>FORGETFUL</b>  <b>GENEROUS</b>  <b>BLONDE</b>  <b>HARDWORKING</b> </p> <p> <b>UGLY</b>  <b>OUTGOING</b>  <b>SELFISH</b>  <b>LAZY</b>  <b>INTELLIGENT</b>  <b>SMART</b> </p>	





*Agora vamos aprender como perguntar sobre aparência e personalidade e sua maneira correta de responder. Are you ready?*

## **THE STRUCTURE**

**QUESTION:** What + verb to be + like?

**ANSWER:** verb TO BE + adjectives

## **LET'S PRACTICE!!!**

- ❖ **What are you like?**
  - I'm very nice, tall and serious.
- ❖ **What's she like?**
  - She's funny and thin.
- ❖ **What are they like?**
  - They're handsome, good looking and smart.
- ❖ **What's your mother like?**
  - She's heavy, beautiful and friendly.
- ❖ **What's your best friend like?**
  - He's funny and cute.
- ❖ **What's your father like?**
  - He's tall, good looking and intelligent.



## Listening (track 14)

<i>DESCRIPTIONS</i>			
1. Karen	<input type="checkbox"/> Friendly	<input type="checkbox"/> short	<input type="checkbox"/> Tall
2. James	<input type="checkbox"/> Funny	<input type="checkbox"/> nice	<input type="checkbox"/> Thin
3. Stphanie	<input type="checkbox"/> Cute	<input type="checkbox"/> shy	<input type="checkbox"/> Smart
4. Andrew	<input type="checkbox"/> A litle heavy	<input type="checkbox"/> handsome	<input type="checkbox"/> funny



*Listen and practice with your partner!*

## Conversation – WHAT'S HE LIKE?

**LINDA:** Please, sir. Can you help me?

**POLICE OFFICER:** Sure! What's your problem?

**LINDA:** I'm lost!

**POLICE OFFICER:** What's your name?

**LINDA:** Linda. Linda Folk.

**POLICE OFFICER:** Linda, are you with your mother?

**LINDA:** No, sir. I'm with my father.

**POLICE OFFICER:** Well, let's see. What's he like?

**LINDA:** He's wonderful!

**POLICE OFFICER:** Ok, but he tall or short?

**LINDA:** He's tall. He's very tall.

**POLICE OFFICER:** What color is his hair?

**LINDA:** His hair is brown.

**POLICE OFFICER:** Is that your father over there, Linda?

**LINDA:** Yes, that's my father. Thank you, officer.

**POLICE OFFICER:** You're welcome, Linda.

# Unit 4: I'm not wearing boots!

## Wh - Questions



We used WH-QUESTIONS to do questions that you can't answer with YES or NO. And is called WH-QUESTIONS, because almost all starts with WH! Let's understand!!!! Are you ready?

- × **WHAT?** (O que? Qual? )
- × **WHERE?** (Onde?)
- × **WHICH?** (Qual?/ escolha)
- × **HOW?** (Como? )
- × **WHO?** (Quem?)
- × **WHEN?** (Quando?)



Look some examples and try to understand!!!!

× EX: WHAT'S YOUR NAME?

My name is Bill.

× EX: WHERE ARE YOU?

I'm at church.

× - EX: WHICH is your favorite month? January or December?

My favorite month is December.

× EX: HOW are you today?

I'm bad!

× EX: WHO is that girl?

That girl is my sister.

× EX: WHEN is Carnival?

It's March 08<sup>th</sup> .

(track 15) 

CLOTHES FOR WORK	
FOR MAN	FOR WOMAN
 Shirt	 Scarf
 Tie	 Blouse
 Belt	 Skirt
 Coat	 High heels
 Suit	 Raincoat
 Jacket	 Dress
 Pants	
 Shoes	


CLOTHES FOR LEISURE	
FOR WOMAN	FOR MAN
 Hat	 Cap
 Sweater	 T- shirt
 Gloves	 Shorts
 Jeans	 Socks
 boots	 Sneakers
	 Pajamas
	 Swimsuits




# Colors

(track 16) 


 = white

 = light gray


 = gray

 = dark gray

 = beige

 = light brown

 = brown

 = dark brown


 = black

 = red


 = pink


 = orange

 = yellow

 = light green

 = green

 = dark green

 = light blue

 = blue

 = dark blue

 = purple

○ **What's your favorite color?**

*My favorite color is BLACK.*

○ **What are your favorite colors?**

*My favorite colors are blue and white.*

→ **Now answer about yourself. What are your favorite colors?**

\_\_\_\_\_

⇒ ASKING ABOUT WHAT IS WEARING AND HOW YOU HAVE TO ANSWER:

✚ **What are you wearing?**

*I'm wearing a T-shirt, jeans, tennis shoes and cap.*

✚ **What is she wearing?**

*She's wearing a blouse, skirt and sandals.*

✚ **What is your teacher wearing?**

*He's wearing a shirt, tie, pants, belt and shoes.*

✚ **What are you not wearing?**

*I'm not wearing a gloves and boots.*

*You must use the  
Verb To Be.*




*Now you are going to learn describe the colors of clothes. Let's go!*



**IMPORTANT  
ADJECTIVE + NOUN**

**black cap**

**blue jeans**



→ **What are you wearing?**

*I'm wearing a red cap, blue T-shirt, black jeans and white tennis shoes.*

→ **What is he wearing?**

*She's wearing a pink hat, green sweater, purple gloves and brown boots.*

## **PRONUNCIATION** – Sentences stress and rhythm (track 17)

⇒ Listen and practice. Notice the stress in these sentences.

A. What **cólor** is Julie's **T-** shirt?

B. It's **dárk blúe**.


A. What **cólor** are Pat's **sócks**?

B. They're **blúe** and **whíte**.

*Os acentos indicam a  
pronúncia do som forte!*



## Conversation: What color is it?

➤ Listen and practice: 

**MEG:** Hi, Ross.

ROSS: Hello. Meg. What's the problem today?

**MEG:** My pencil case.

ROSS: What color is it?

**MEG:** It's red.

ROSS: Is it big?

**MEG:** Yes, it is.

ROSS: Is it old?

**MEG:** No, it's new.

ROSS: Is this your pencil case?

**MEG:** Yes, it is. Thank you, Ross.

## GRAMMAR FOCUS (track 18)

### Possessive Adjectives



✓ Are our clothes dry?

✓ Where are my socks?

✓ Are these your socks?

✓ Is this Liz's T-shirt.

✓ Are Julie's and Pat's clothes OK?

No, their clothes aren't OK.

✓ What's Josh's favorite color?

His favorite color is blue.

I	MY
YOU	YOUR
HE	HIS
SHE	HER
WE	OUR
THEY	THEIR

#### PAY ATTENTION!

Nunca os possessive adjectives vem com S e devem vir sempre anteposto a um substantivo.



## EXAMPLES:

- MY name is Andrew, I live with my mother, HER name is Mary and with my father, his name is James.
- THEIR blouses are black.
- OUR school is excellent.
- HIS T-shirt is pink.
- HER dress is orange.



ENJOYING, LET'S STUDY THE GENITIVE CASE!

## THE STRUCTURE

POSSUIDOR 'S + COISA POSSUIDA

EX: *Ítalo's bike.*


*Julie's clothes.*

*Mary's blouse.*

*James's and Rafael's gloves.*


*What's Josh's favorite color?*

*The cat's house.*





# Snapshot (track 19)

⇒ Listen and practice. 

## Weather in the United States and Canada

### IT'S WINTER...



*It's snowing. It's very cold.*

### IT'S SPRING...



*It's raining. It's warm*

### IT'S SUMMER...



*It's very sunny, hot, and humid.*

### IT'S FALL...



*It's cool. It's cloudy and windy.*

### → ASKING ABOUT SEASONS

✚ What's the weather like in your city today?

\_\_\_\_\_

✚ What season is it now?


\_\_\_\_\_

✚ What's your favorite season?

\_\_\_\_\_



## Conversation (track 20)

→ Listen and practice. 

**PAT:** Uh –oh!

**JULIE:** What's the matter?

**PAT:** It's snowing, and it's very cold!

**JULIE:** Are you wearing a scarf?

**PAT:** No, I'm not.

**JULIE:** Well, you're wearing a coat.

**PAT:** But I'm not wearing boots!

**JULIE:** OK. Let's take a taxi.

**PAT:** Thanks, Julie.

## GRAMMAR FOCUS (track 21)

### CONJUNCTIONS

It's snowing AND it's very cold.

**BUT:** mas/**AND:** e

I'm wearing a coat, BUT I'm not wearing boots.



### PRESENT CONTINUOUS YES/NO QUESTIONS (track 21-part B)

Are you wearing a black suit?

Yes, I am.

No, I'm not.

Is she wearing boots?

Yes, she is.

No, She's not./No, she isn't.

Are they wearing sunglasses?

Yes, they are.

No they're not. No, they aren't.

○ Are you wearing sunglasses?

\_\_\_\_\_.

# Unit 5: What are you doing?

## ⇒ **ASKING THE TIME:**

### + **WHAT TIME IS IT?**

It's 07:00 A.M./P.M

It's seven o'clock in the morning.

It's seven o'clock in the afternoon.

## TELLING TIME

→ It's five o'clock **in the morning.** / It's 5:00 A.M.

→ It's seven o'clock **in the morning.** / It's 7:00 A.M.

→ It's twelve o'clock / It's **noon.**

→ It's four **in the afternoon.** / It's 4:00 P.M.

→ It's seven **in the evening.** / It's 7:00 P.M.

→ It's twelve o'clock **at night.** / It's **midnight.**

+ 1:15 P.M. = *It's one – fifteen o'clock in the afternoon.*

+ 8:30 A.M. = *It's eight - thirty o'clock in the morning.*

+ 10:45 A.M. = *It's ten forty-five o'clock in the morning.*

+ 4:22 P.M. = *It's four twenty – two o'clock in the afternoon.*

## Conversation (track 22)

→ Listen and practice:

DEBBIE: Hello?

JOHN: Hi, Debbie. This is John.

*I'm calling from Australia*

DEBBIE: Australia?

JOHN: I'm at a conference in Sydney. Remember?

DEBBIE: Oh, right. What time is it there?

JOHN: It's 10:00 P.M. And it's four o'clock there in Los Angeles. Right?

DEBBIE: Yes - four o'clock in the morning.

JOHN: 4:00 A.M.? Oh, I'm really sorry.

DEBBIE: That's OK. I'm awake... now.

## LISTENING (track 23)

⇒ Tracy and Eric are calling friends in different parts of the world. Listen.

*What time is it in these cities?*

CITY	TIME
Vancouver	4:00 P.M.
Bangkok	
Tokyo	
São Paulo	

 What time is it now?

---

## GRAMMAR FOCUS

# Present Continuous



→ You must use the Present Continuous for an action that you are doing in the moment that you are speaking.

### THE STRUCTURE

#### AFFIRMATIVE FORM

**SUBJECT+ VERB TO BE+ MAIN VERB+ ING + COMPLEMENT**

**EX:** *I am working now.*

*She is studying English at his moment.*

*He is playing soccer.*

*They are listening music.*

**IMPORTANT QUESTION:**

***WHAT ARE YOU DOING?***



#### NEGATIVE FORM

**SUBJECT+ VERB TO BE + NOT+ MAIN VERB+ ING + COMPLEMENT**

EX: We are not eating pizza.

You are not doing the exercise.

We are not playing football.

#### INTERROGATIVE FORM

**VERB TO BE + SUBJECT+ MAIN VERB+ ING + COMPLEMENT**

EX: Are you watching movie?

Is she studying Spanish?

Are you drinking soda?

Are they driving a car?

**PAY ATTENTION!**  
**ING is a SUFFIX**



Alguns verbos sofrem alterações ortográficas ao receber o sufixo ING.



- MAKEE: making
- DIE: dying
- PUT: putting
- BEGIN: beginning

## Vocabulary – Verbs

✚ WORK

✚ STUDY

✚ PLAY

✚ WATCH

✚ SPEAK

✚ EAT

✚ SLEEP

✚ READ

✚ DRINK

✚ GO

✚ LISTEN

✚ DRIVE

✚ LIVE

✚ GET

✚ RUN

✚ SWIM

✚ BEGIN

✚ LIE

✚ COME

✚ RIDE

✚ WALK

## CONVERSATION (track 24)

⇒ Listen and Practice:

**STEVE:** Hi, Mom.

MRS.DOLE: What are you doing, Steve?

**STEVE:** I'm hungry, so I'm cooking

MRS.DOLE: You're cooking? It's two o'clock in the morning!

**STEVE:** Yeah, but I'm really hungry.

MRS.DOLE: What are you making?

**STEVE:** Pizza

MRS.DOLE: Mmm, pizza. So let's eat!

**LISTENING** (track 25) 

*Activities*



PLAY TENNIS



RIDE A BIKE



RUN



SWIM



TAKE A WALK



DANCE

**Listening** (track 26)

⇒ What's Debbie doing? Listen to the sounds and numbers the actions from 1 to 8:

- DANCING
- EATING DINNER
- RIDING A BIKE
- SWIMMING
- DRIVING
- PLAYING TENNIS
- SHOPPING
- WATCHING TV

## READING (track 52)

### It's Saturday! What are you doing?

→ *Listen and read each paragraph.*

1. *We're washing people's cars. My friends and I are working together. The money from the car wash is for our school football team.*

2. *I'm watching a funny movie with my friend. It's noon. My friend is laughing at something, so now I'm laughing too. We're laughing at everything!*

3. *I'm with my granddaughter in the park. Her parents are working today. We're playing and talking. She's telling me about school. She and I are good friends.*

4. *I'm sitting in bed with my laptop computer. It's 11:00 at night. I'm writing letters to friends. They're in other countries. But I'm thinking about them, so I'm not sad.*



# Phonetic Chart

ɪ READ	ɪ SIT	ʊ BOOK	u: TOO	ɪə HERE	eɪ DAY	John & Sarah Free Materials 1996	
e MEN	ə AMERICA	ɜ: WORD	ɔ: SORT	ʊə TOUR	ɔɪ BOY	əʊ GO	
æ CAT	ʌ BUT	ɑ: PART	ɒ NOT	eə WEAR	aɪ MY	aʊ HOW	
p PIG	b BED	t TIME	d DO	tʃ CHURCH	dʒ JUDGE	k KILO	g GO
f FIVE	v VERY	θ THINK	ð THE	s SIX	z ZOO	ʃ SHORT	ʒ CASUAL
m MILK	n NO	ŋ SING	h HELLO	l LIVE	r READ	w WINDOW	j YES